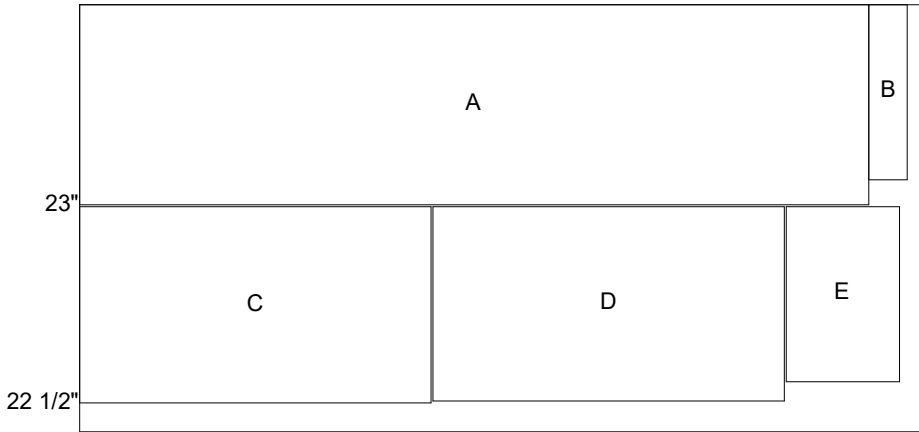


PANEL OPTIMIZATION: Sheet #1 Width: 49" Length: 97" (SCALED)

Material: 1/4" Melamine (white 1-sided)



PART:	NAME:	WIDTH:	LENGTH:
A	room1:cab 09:Back	23"	90 1/4"
B	room1:cab 08:Drawer Box Bottom	20"	4 1/2"
C	room1:cab 10:Corner Back	22 1/2"	40 1/4"
D	room1:cab 10:Back	22 1/4"	40 1/4"
E	room1:cab 07:Drawer Box Bottom	20"	13 7/64"

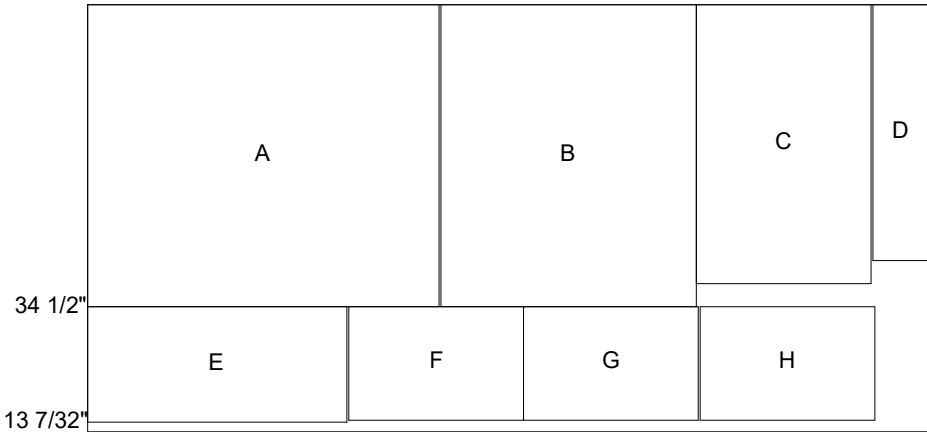
This parts list reflects the image above and not the cut list

Sheet Information

Yield: 89.8%
 Drop (waste): 10.2%
 Kerfsize: 1/8"
 Trim Length: 1/4"
 Trim Width: 1/4"

PANEL OPTIMIZATION: Sheet #2 Width: 49" Length: 97" (SCALED)

Material: 1/4" Melamine (white 1-sided)



PART:	NAME:	WIDTH:	LENGTH:
A	room1:cab 03:Back	34 1/2"	40 1/4"
B	room1:cab 06:Corner Back	34 1/2"	29 1/4"
C	room1:cab 01:Drawer Box Bottom	32"	20"
D	room1:cab 08:Back	29 1/4"	6 1/2"
E	room1:cab 06:Drawer Box Bottom	13 7/32"	29 23/32"
F	room1:cab 07:Drawer Box Bottom	13 7/64"	20"
G	room1:cab 07:Drawer Box Bottom	13 7/64"	20"
H	room1:cab 07:Drawer Box Bottom	13 7/64"	20"

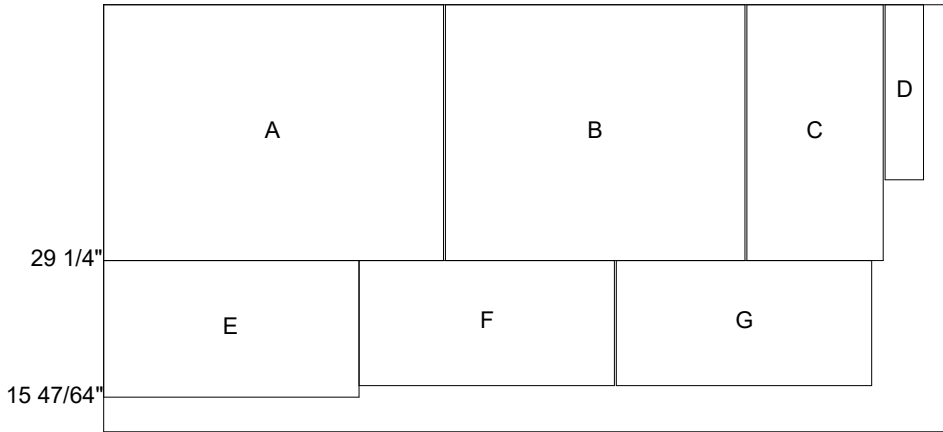
This parts list reflects the image above and not the cut list

Sheet Information

Yield: 93.7%
 Drop (waste): 6.3%
 Kerfsize: 1/8"
 Trim Length: 1/4"
 Trim Width: 1/4"

PANEL OPTIMIZATION: Sheet #3 Width: 49" Length: 97" (SCALED)

Material: 1/4" Melamine (white 1-sided)

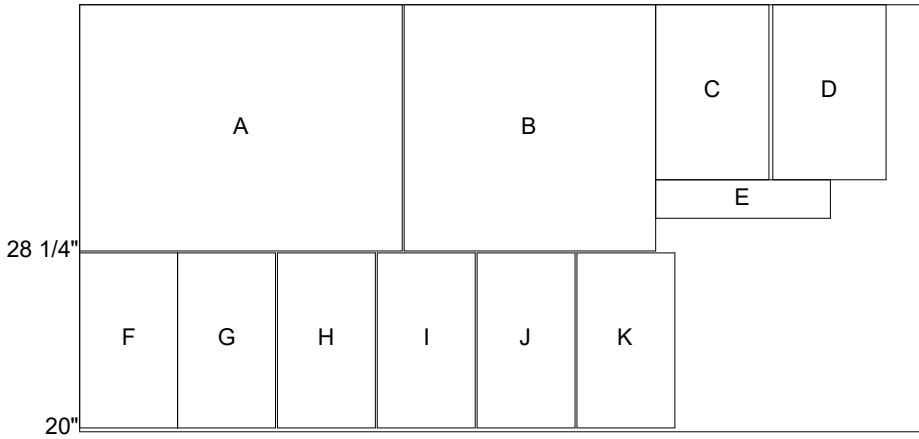


PART:	NAME:	WIDTH:	LENGTH:
A	room1:cab 07:Back	29 1/4"	39 1/32"
B	room1:cab 06:Back	29 1/4"	34 1/4"
C	room1:cab 07:Back	29 1/4"	15 47/64"
D	room1:cab 08:Drawer Box Bottom	20"	4 1/2"
E	room1:cab 07:Back	15 47/64"	29 1/4"
F	room1:cab 15:Back	14 25/64"	29 1/4"
G	room1:cab 15:Back	14 25/64"	29 1/4"

This parts list reflects the image above and not the cut list

Sheet Information

Yield: 84.9%
 Drop (waste): 15.1%
 Kerfsize: 1/8"
 Trim Length: 1/4"
 Trim Width: 1/4"



PART:	NAME:	WIDTH:	LENGTH:
A	room1:cab 02:Back	28 1/4"	37"
B	room1:cab 04:Back	28 1/4"	28 3/4"
C	room1:cab 07:Drawer Box Bottom	20"	13 7/64"
D	room1:cab 07:Drawer Box Bottom	20"	13 7/64"
E	room1:cab 08:Drawer Box Bottom	4 1/2"	20"
F	room1:cab 15:Drawer Box Bottom	20"	11 17/64"
G	room1:cab 15:Drawer Box Bottom	20"	11 17/64"
H	room1:cab 15:Drawer Box Bottom	20"	11 17/64"
I	room1:cab 15:Drawer Box Bottom	20"	11 17/64"
J	room1:cab 15:Drawer Box Bottom	20"	11 17/64"
K	room1:cab 15:Drawer Box Bottom	20"	11 17/64"

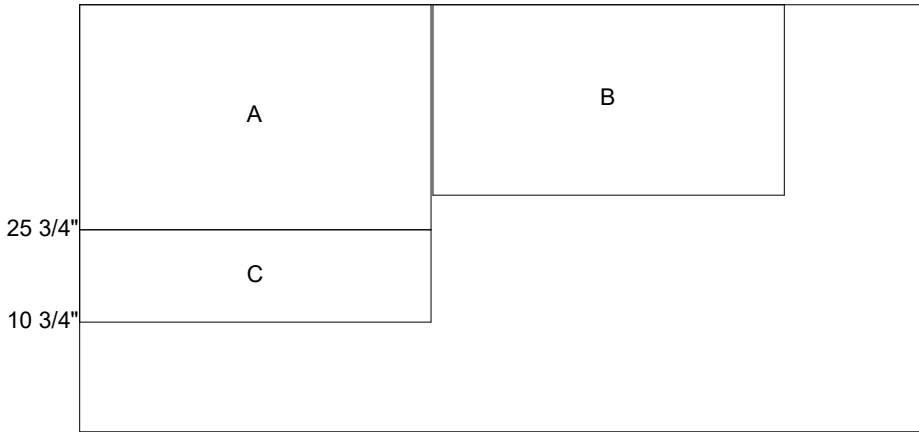
This parts list reflects the image above and not the cut list

Sheet Information

Yield: 81.5%
 Drop (waste): 18.5%
 Kerfsize: 1/8"
 Trim Length: 1/4"
 Trim Width: 1/4"

PANEL OPTIMIZATION: Sheet #5 Width: 49" Length: 97" (SCALED)

Material: 1/4" Melamine (white 1-sided)



PART:	NAME:	WIDTH:	LENGTH:
A	room1:cab 11:Back	25 3/4"	40 1/4"
B	room1:cab 13:Back	21 3/4"	40 1/4"
C	room1:cab 05:Back	10 3/4"	40 1/4"

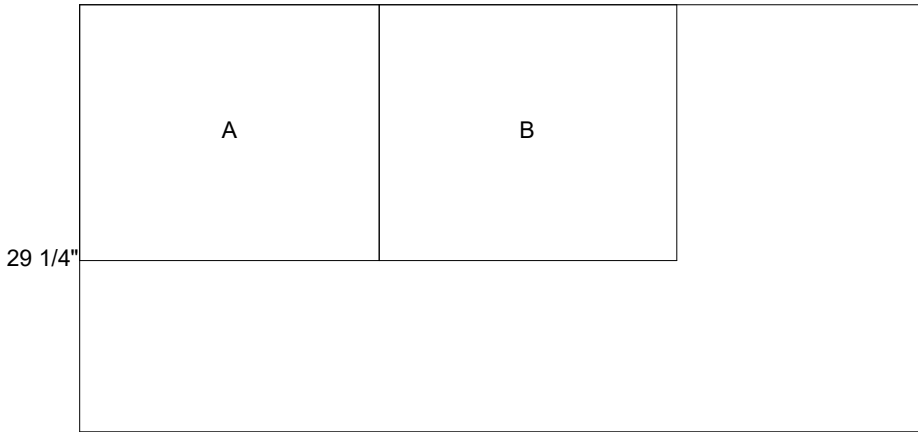
This parts list reflects the image above and not the cut list

Sheet Information

Yield: 49.8%
 Drop (waste): 50.2%
 Kerfsize: 1/8"
 Trim Length: 1/4"
 Trim Width: 1/4"

PANEL OPTIMIZATION: Sheet #6 Width: 49" Length: 97" (SCALED)

Material: 1/4" Melamine (white 1-sided)



PART:	NAME:	WIDTH:	LENGTH:
A	room1:cab 01:Back	29 1/4"	34 1/4"
B	room1:cab 15:Back	29 1/4"	34 7/32"

This parts list reflects the image above and not the cut list

Sheet Information

Yield: 42.5%
 Drop (waste): 57.5%
 Kerfsize: 1/8"
 Trim Length: 1/4"
 Trim Width: 1/4"

Material Information

Average Total Yield for 6 Sheets: 73.7%
 Average Total Drop for 6 Sheets: 26.3%